

PTR & PTL Controller

Pneumatic Temperature Controller used with Air Pilot


Watson McDaniel reserves the right to change the designs and/or materials of its products without notice.
©2002 Watson McDaniel Company

Revised 7/2002

Pneumatic Temperature Controller

Temperature Range:

- PTR: 0° - 300° F
- PTL: 50° - 350° F



TYPICAL APPLICATIONS

The **PTL** and **PTR Pneumatic Temperature Controllers** operate over a wider temperature range than conventional temperature pilots. These temperature controllers also react quicker to temperature change which make them an excellent choice for instantaneous hot water applications.

HOW IT WORKS

The **PTL** and **PTR Pneumatic Temperature Controllers** are used in conjunction with an "A" Air Pilot to control the operation of a regulator. The **PTL** uses a bimetallic element to sense temperature and the **PTR** uses a hydraulically filled bulb with a 4-ft. capillary to sense temperature. Air supply is connected to the inlet of the controller and the air output signal is fed directly to an air pilot, which controls the opening and closing of the steam regulating valve.

FEATURES

- Accurate and rapid response to temperature changes
- 350°F control temperature range

RECOMMENDED PRESSURE

Differential Pressure: 10 psig minimum
Minimum Inlet Pressure: 15 psig*

*Minimum Inlet Pressure for Temperature Regulator: 5 psig

Model	PTL	PTR
Temperature Adjustment Range	50° - 350°F	0° - 300°F
Maximum Air Supply Pressure	35 PSIG	35 PSIG
Sensing Bulb	Bimetallic	Hydraulic Fill
Max. Pressure	250 PSIG	250 PSIG
Max. Temperature	400°F	350°F
Material	Copper	Copper
Optional Material	Stainless Steel	Stainless Steel
Capillary Length	N/A	4-ft.

HOW TO ORDER

PNEUMATIC TEMPERATURE CONTROLLER

Specify: • **PTL** or **PTR** controller model (air pilot required for operation)

AIR PILOT

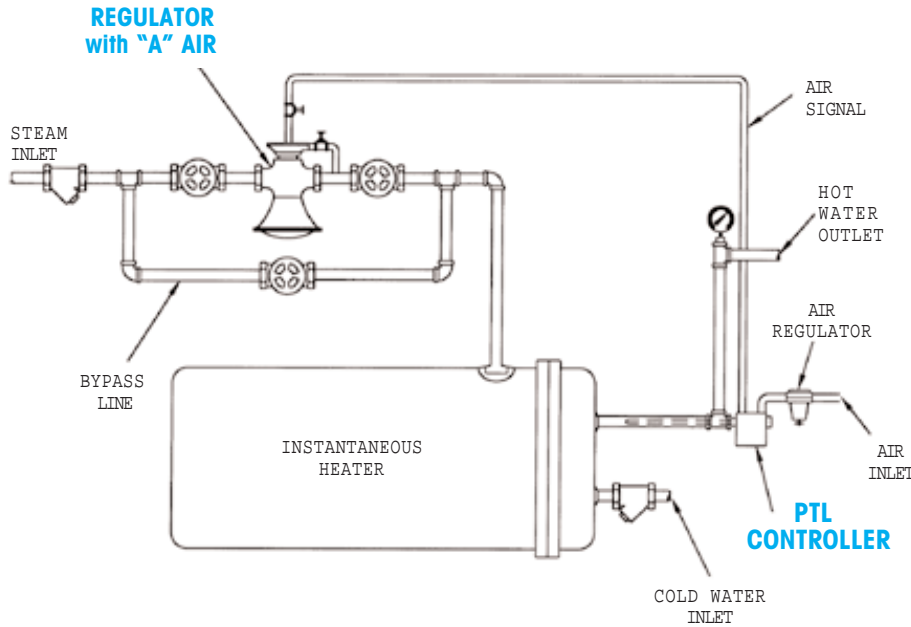
Specify: • **A1**, **A4** or **A6** air pilot model

REGULATOR BODY

Specify: • **D** or **HD** regulator body.
• Regulator size or capacity.
• End connections (threaded, 125/150/250/300# flanged).

PTR & PTL Controller

Pneumatic Temperature Controller used with Air Pilot

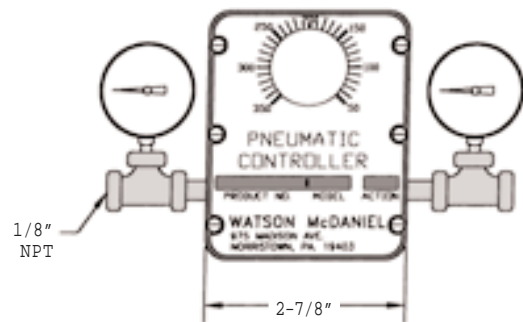
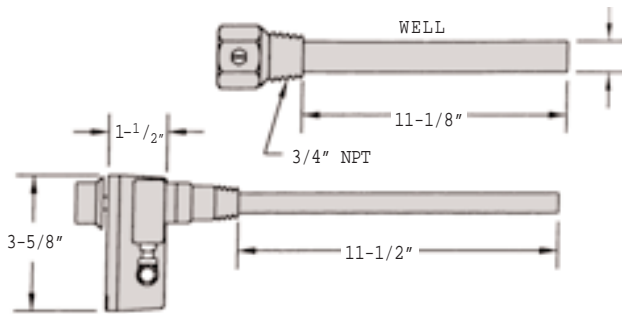


DESCRIPTION OF OPERATION

The **PTL Pneumatic Temperature Controller** senses outlet water temperature on an instantaneous hot water heater. When the outlet water temperature falls below the set point, the PTL pneumatic temperature controller sends an air signal to the **A1 Air Pilot** which opens the regulator. When the water reaches the desired set temperature, the PTL pneumatic temperature controller shuts off the air signal to the **A1 Air Pilot** and the regulator closes.

REGULATORS

Rigid Bulb Controller – Model PTL



Remote Bulb Controller – Model PTR

