

# STEAM TRAPS


## TT25B/TT125

### Thermostatic Steam Trap (Repairable)

Watson McDaniel reserves the right to change the designs and/or materials of its products without notice.  
©2002 Watson McDaniel Company

Revised 7/2002

Model	TT25B, TT125
Sizes	1/2", 3/4"
Connections	NPT
Body Material	Brass
PMO Max. Operating Pressure	TT25B 25 PSIG TT125 125 PSIG
TMO Max. Operating Temperature	Saturated Steam Temperature
PMA Max. Allowable Pressure	125 PSIG up to 450°F
TMA Max. Allowable Temperature	450°F @125 PSIG



### TYPICAL APPLICATIONS

The **TT25B/TT125** thermostatic steam traps are typically used in the HVAC industry for radiator traps. Their excellent air handling capabilities, compact size, and economical cost make them a great choice for air vents on heat exchangers or for steam trap applications on OEM equipment.

### HOW IT WORKS

The thermostatic trap contains a welded stainless steel thermal element that expands when heated and contracts when cooled. When air and condensate are present the trap is in the open discharge position. When steam reaches the trap the element expands and closes off tightly.

### FEATURES

- Excellent air handling capability
- In-line repairable
- Welded stainless steel thermal element
- Stainless seat on TT125
- High thermal efficiency
- Works from 0-125 psig

### SAMPLE SPECIFICATION

The steam trap shall be of thermostatic type with brass or bronze body and stainless steel thermal element. Trap must be in-line repairable.

### INSTALLATION

Isolation valves should be installed with trap. Trap can be installed in any position.

### MAINTENANCE

If the trap fails, remove the cover and replace the internal working components. Repair kit includes thermal element, seat and gasket. For full maintenance details see Installation and Maintenance Manual.

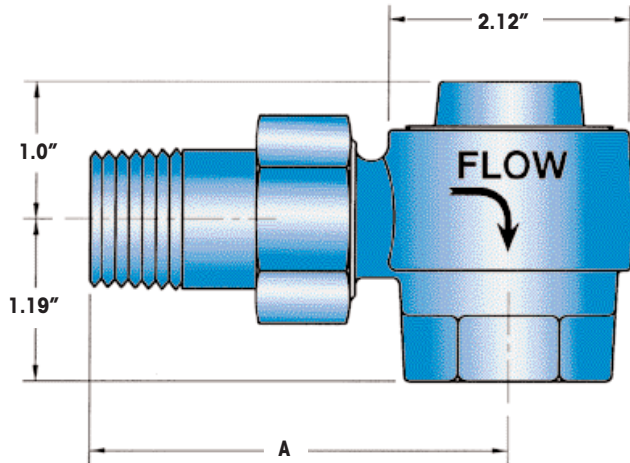
### MATERIALS

Body	Forged Brass, CA 377
Element	Welded Stainless Steel, AISI 302
Cover	Forged Brass, CA 377
Spring	Stainless Steel, AISI 304
Seat	TT25B: Brass ASTM B-21 TT125: Stainless Steel, AISI 303
Gasket	Brass, ASTM B-21
Union Nipple	Brass, ASTM B-16
Union Nut	Brass, ASTM B-16

# STEAM TRAPS

## TT25B/TT125

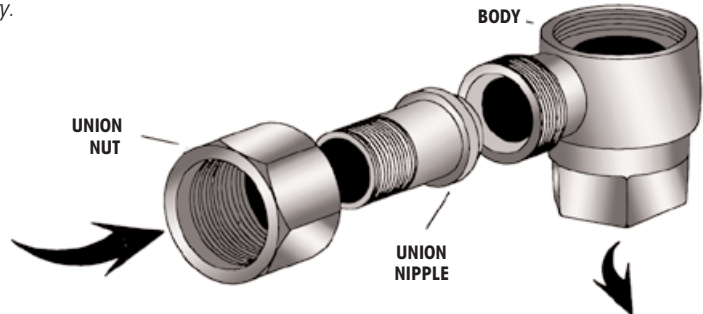
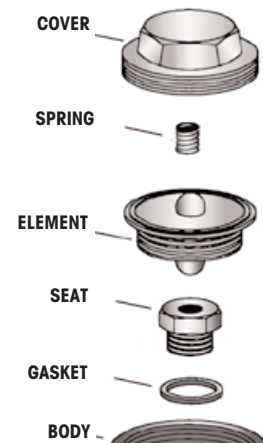
Thermostatic Steam Trap



### DIMENSIONS & WEIGHTS – inches/pounds

Model	Pipe Size	A	Weight (lbs)
TT25B, TT125	1/2"	2-13/16	1.5
TT25B, TT125	3/4"	3-1/16	1.5

**Note:** Other Union Connections and Lengths are available; consult factory.



### CAPACITIES – Condensate (lbs/hr)

Pipe Size	Differential Pressure (PSI)				
	15	25	40	65	125
1/2"	825	1070	1323	1610	1950
3/4"	1290	1700	2100	2575	3300

### HOW TO ORDER

Specify: Model and pipe size.

Example: 1/2" TT25B