

UFT450

Universal Style Quick-Change Trap Module

Float & Thermostatic Steam Trap Module (mounts to UC450 Universal Connectors)

Model	UFT450
Connections	Fits UC450 Series Universal Connectors
Body Material	Stainless Steel
PMO Max. Operating Pressure	450 PSIG
TMO Max. Operating Temperature	397°F
PMA Max. Allowable Pressure	720 PSIG @ 100°F
TMA Max. Allowable Temperature	800°F @ 400 PSIG



UFT450
Float & Thermostatic
Steam Trap Module

Steam trap modules can be used with other manufacturers' Universal Connectors.

Typical Applications

PROCESS, DRIP: The UFT450 Float & Thermostatic steam trap module can be used on small process equipment that generates light condensate loads and requires excellent air handling capability. These low capacity F&T trap modules can also be used in drip service on steam mains and steam supply lines. Mounts to any universal connector.

How It Works

The UC450 universal connector is permanently installed into the pipeline where the steam trap would normally be placed. The trap module, which functions like any F&T steam trap, is fastened to the universal connector with two bolts. When a new trap module is needed, it can be easily removed and replaced with a standard open-end or socket wrench without disturbing the existing piping.

Sample Specification

The steam trap shall be an all stainless steel modular design, float & thermostatic unit. The thermostatic air vent to be pressure balanced welded bellows. The trap shall have a 360 degree swivel mount on a stainless steel Universal Connector that is available with integral strainer and blowdown valve options.

Installation and Maintenance

Universal connector is first permanently threaded or welded into piping system. The UFT450 mounts to any 2-Bolt Quick-Change Universal Connector. Trap module must be installed in orientation shown. The trap module is bolted to the universal connector with two bolts. When a new trap module is needed, it can be easily removed and replaced with a standard open-end or socket wrench without disturbing the existing piping.

Features

- Trap module can be easily removed and replaced in minutes without having to disconnect any piping
- Hardened stainless steel valves and seat
- Freeze resistant
- Connectors available with integral strainers and blowdown valves
- 360° swivel design for convenient installation

Options

Universal Connectors are available with an integral strainer and blowdown valve. Connector is purchased separately See the Universal Connectors section for more information.

SLR = Steam Lock Release

Helpful Selection Information

Select a model that can handle the maximum working pressure of the steam system. For example, the UFT450-65 has a maximum working pressure of 65 PSI.

MATERIALS

Body	Stainless Steel GR CF3
Cover	304L Stainless Steel
Internals	300 Series Stainless Steel
Valve Disc	420F Stainless Steel
Valve Seat	17-4 PH Stainless Steel
Bolts	ASTM A193 GR B7
Gasket	Spiral-Wound 304 Stainless Steel with Grafoil Filler
Swivel Flange	303 Stainless Steel

CAPACITIES — Condensate (lbs/hr)

Model	PMO (PSIG)	Differential Pressure (PSI)																			
		1/4	1/2	1	2	5	10	15	20	30	40	50	65	75	100	125	145	200	225	350	450
UFT450-15	15	390	490	620	780	1050	1320	1500													
UFT450-65	65	115	155	205	270	390	520	610	685	810	910	995	1110								
UFT450-145	145	55	75	100	135	200	270	320	365	435	490	540	600	640	725	795	850				
UFT450-225	225	40	50	70	95	135	185	220	245	290	330	360	405	430	485	530	565	645	680		
UFT450-450	450	16	23	32	44	70	98	119	137	167	192	214	243	261	300	335	360	421	446	553	626

UFT450

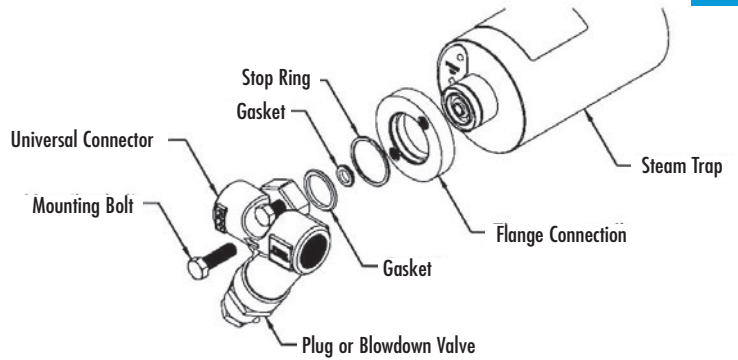
Universal Style Quick-Change Trap Module


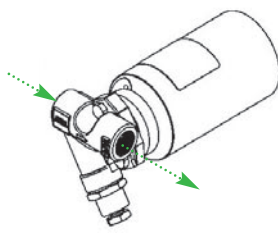

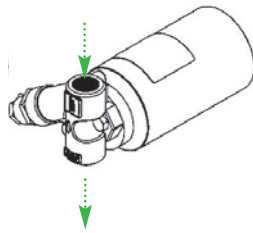

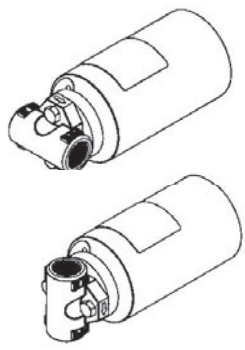
Universal Style

Float & Thermostatic Steam Trap Module (mounts to UC450 Universal Connectors)



UFT450 Trap Module must be oriented Horizontally, as shown.



Horizontal Piping (Connector with Strainer)	Vertical Piping (Connector with Strainer)	Vertical or Horizontal Piping (No Strainer)
<p>Steam Flow to the Right UC450SBR Connector (with Blowdown Valve) shown below</p>  <p>Trap shown with UC450SBR Connector (Use L Style Connector to reverse orientation as an alternative if a Piping Constraint exists)</p> 	<p>Steam Flow Downward UC450SBR Connector (with Blowdown Valve) shown below</p>  <p>Trap shown with UC450SBR Connector</p> 	<p>Steam Flow Any Direction UC450 Connector shown below</p>  <p>Trap shown with UC450 Connector</p> 

Connectors available in 1/2", 3/4" and 1" sizes in NPT or Socket-Weld Connections

